

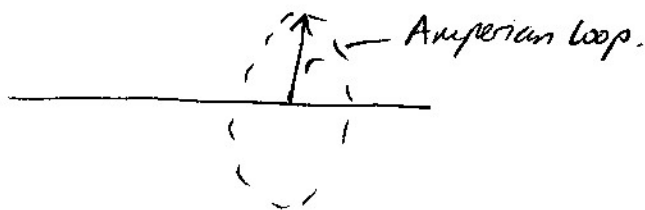
PHYS 1331 Exam Solutions, Summer Session 08/09

Q1) a) $\oint \underline{B} \cdot d\underline{\ell} = \mu_0 I_{enc}$.

The line integral of the magnetic field about any closed loop, $\oint \underline{B} \cdot d\underline{\ell}$, is equal to μ_0 times the current enclosed by the loop, I_{enc} .

b) Need to choose the loop such that the magnetic field is constant around the loop $\Rightarrow \oint \underline{B} \cdot d\underline{\ell} \Rightarrow B \cdot \oint d\underline{\ell}$, allowing us to determine B .

Here, circular loops concentric with the centre of the cable.



c) There is a uniform current density, I , distributed over the area of the wire, $J_1 = \frac{I}{\pi a^2}$ for the inner conductor.

i) $r < a$, $\oint \underline{B} \cdot d\underline{\ell} = \mu_0 I_{enc}$.

$$B \cdot 2\pi r = \mu_0 J_1 \cdot \pi r^2 \Rightarrow B(r) = \frac{\mu_0 I r}{2\pi a^2}$$

ii) $a < r < b$, $\oint \underline{B} \cdot d\underline{\ell} = \mu_0 I_{enc}$

$$B \cdot 2\pi r = \mu_0 I \Rightarrow B(r) = \frac{\mu_0 I}{2\pi r}$$

Now, the current density within the outer conductor is

$$\Rightarrow J_2 = \frac{I}{\pi(c^2 - b^2)}, \text{ directed opposite to}$$

that of the first conductor.

iii) $b < r < c$, $\oint \underline{B} \cdot d\underline{\ell} = \mu_0 I_{enc}$

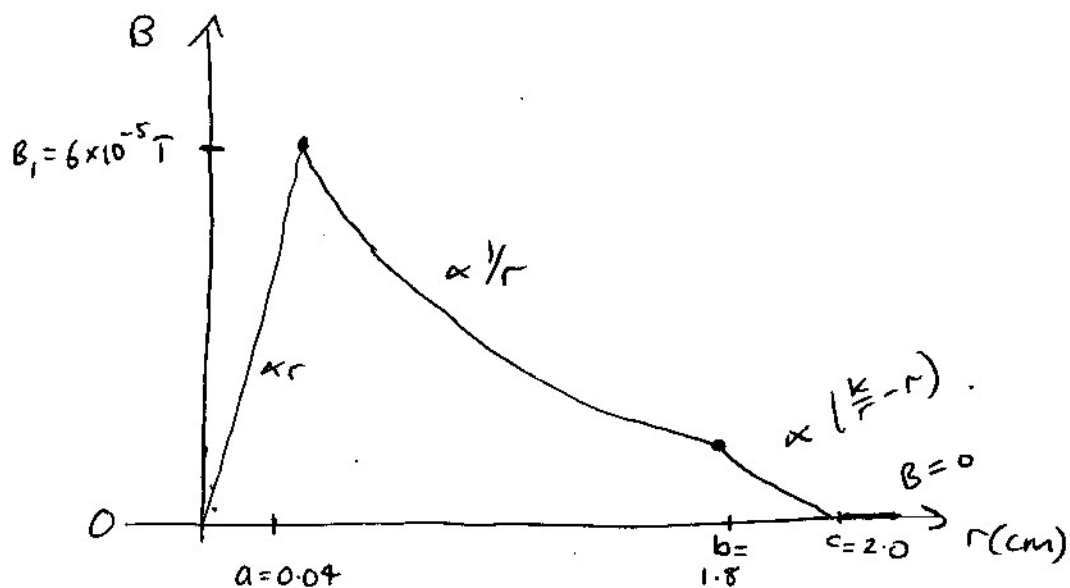
$$B \cdot 2\pi r = \mu_0 (I - \cancel{\pi r^2 J_2}) \Rightarrow B = \frac{\mu_0 I}{2\pi r} \cdot \frac{(c^2 - r^2)}{(c^2 - b^2)}$$

iv) $r > c$, $\oint \underline{B} \cdot d\underline{l} = 0$ (no net enclosed current)

$$\Rightarrow B = 0$$

d). The given numerical values are, $I = 120 \text{ mA}$, $a = 0.04 \times 10^{-2} \text{ m}$,
 $b = 1.8 \times 10^{-2} \text{ m}$, $c = 2.0 \times 10^{-2} \text{ m}$, $\mu_0 = 4\pi \times 10^{-7} \text{ NA}^{-2}$.

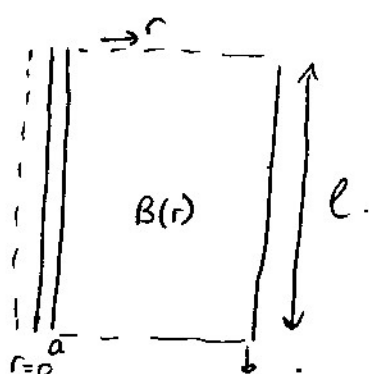
Can plot $B(r)$ over the four regions \Rightarrow



$$B_1 = \frac{\mu_0 I}{2\pi a} = 6.0 \times 10^{-5} \text{ T}$$

$$B_2 = \frac{\mu_0 I}{2\pi b} = 1.33 \times 10^{-6} \text{ T}$$

e). For inductance, we find the flux within the cable:



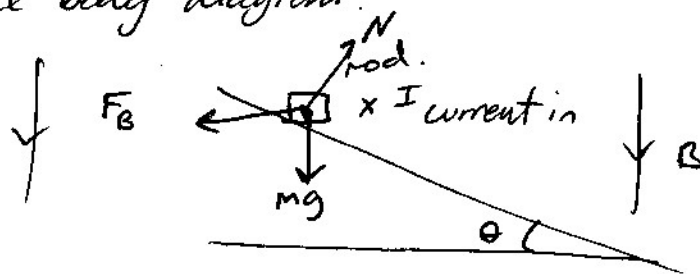
$$\begin{aligned} \text{Magnetic Flux, } \phi_B &= \iint B \cdot dA \\ &= \iint \frac{\mu_0 I}{2\pi r} \cdot dr \cdot dl \\ &= \frac{\mu_0 I l}{2\pi} \int_a^b \frac{1}{r} dr \end{aligned}$$

$$\therefore \phi_B = \frac{\mu_0 I l}{2\pi} \ln\left(\frac{b}{a}\right)$$

$$\text{So the inductance is, } L = \frac{\phi_B}{I} = \frac{\mu_0 l}{2\pi} \ln\left(\frac{b}{a}\right)$$

$$\begin{aligned} \text{and the inductance per m is, } L/l &= \frac{\mu_0}{2\pi} \ln\left(\frac{b}{a}\right) \\ &= 2 \times 10^{-7} \times \ln\left(\frac{1.8}{0.04}\right) \\ &= 7.6 \times 10^{-7} \text{ Hm}^{-1} \end{aligned}$$

Q2). a) Free body diagram.



Three forces

- gravity
- magnetic
- Normal

b). To produce the force (magnetic) that opposes the rod's motion, the current must flow into the page as shown.
(on the paper, this is away from the viewer)

c) Resolve forces acting down the plane

$$ma = mg \sin \theta - F_B \cos \theta$$

$$\therefore ma = mg \sin \theta - BIL \cos \theta.$$

as the rod accelerates, the rate of change of magnetic flux will increase, inducing greater current.

This will continue until equilibrium is reached, so $a=0$ (no acceleration), and a constant velocity is reached.


d). The steady state, with no net force on the conductor

$$\Rightarrow mg \sin \theta = BIL \cos \theta.$$

$$I = \frac{mg \sin \theta}{BL \cos \theta}$$

Now, the emf induced around the loop is.

$$\mathcal{E} = IR = \frac{d\Phi_B}{dt}, \text{ but } \Phi_B = B \cdot L \cdot x \cos \theta.$$



$$\therefore \mathcal{E} = IR = BL \cos \theta \cdot \frac{dx}{dt} = BLv \cos \theta.$$


$$\text{so } \frac{mgR \sin \theta}{BL \cos \theta} = BLv \cos \theta \Rightarrow v = \frac{mgR \sin \theta}{B^2 L^2 \cos^2 \theta}.$$

Q3. a) Critical angle, \rightarrow no light will escape if refracted angle is greater than 90°

$$\Rightarrow \theta_r = 90^\circ$$

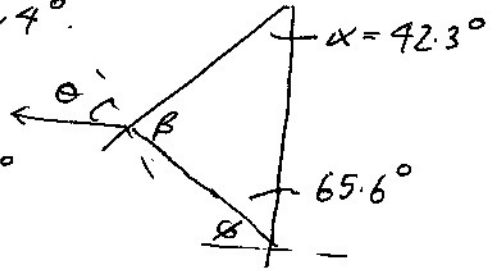
Snell's law, $n \sin \phi = \sin \theta_r$

$$\therefore \sin \phi = \frac{1}{n}$$



b). For diamond, $\phi = \sin^{-1}(\frac{1}{2.42}) = 24.4^\circ$

\Rightarrow Geometry, $\beta = 180^\circ - 42.3^\circ - 65.6^\circ = 72.1^\circ$



\Rightarrow Snell's law

$$\sin \theta = n \sin(90 - 72.1)$$

$$\therefore \sin \theta = 2.42 \sin(90 - 72.1)$$

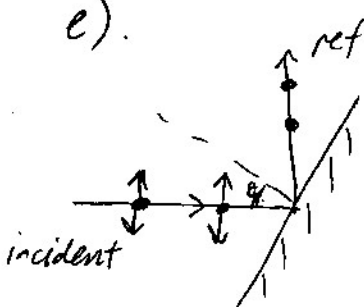
$$\theta = 48.1^\circ$$

c) Dispersion \rightarrow The different wavelengths of light experience slightly different refractive indices.

Different wavelength \rightarrow different colour, are sent in slightly different angles, and if trapped inside crystal for sufficiently long, will be visible as the 'rainbow' seen when looking at jewelry.

d). Brewster's angle, $\tan \theta_p = n \rightarrow \theta_p = \tan^{-1}(2.42) = 67.5^\circ$ for Diamond.

e).

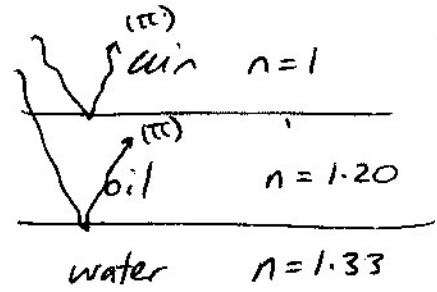


reflected \rightarrow Polarised out of the page.

f). Diamond \rightarrow no birefringence, as crystal is symmetric. All polarisations will travel at the same speed, regardless of direction.

birefringence requires crystalline asymmetry..

Q4) a). The light will experience a phase change at both reflections, so no net phase change



→ hence, edges will appear bright.

$\Delta OPL = 0$ if thickness is zero, so in phase, constructive interference.

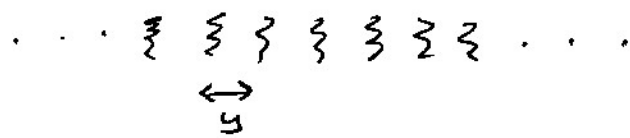
b). Constructive interference, $\Delta OPL = m\lambda$.

Here, $\Delta OPL = 2n_{oil}t$ (no phase changes)

$$\text{so } t = \frac{m\lambda}{2n_{oil}} = \frac{3 \times 350 \text{ nm}}{2 \times 1.2} = 437.5 \text{ nm.}$$

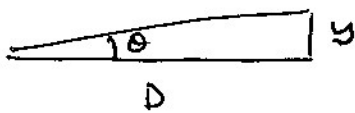
c). The larger the OPL difference, as the two waves travel even greater distances, the light tends to lose coherence. → not coherent waves, then there is no interference pattern.

95). a) Interference pattern \Rightarrow series of bright and dark fringes.



Find the spacing \rightarrow Maxima at $d \sin \theta = m \lambda$.

or $\theta \sim \sin \theta \sim \frac{m \lambda}{d}$ (small angle approx.)



$\Rightarrow \theta \sim \frac{y}{D} \sim \frac{m \lambda}{d}$

$\therefore y = \frac{D \times m \lambda}{d} = \frac{2.5 \times 620 \times 10^{-9}}{0.09 \times 10^{-3}}$

$= 0.0388 \text{ m} \approx 3.9 \text{ cm. spacing.}$

b). Interference pattern, with clear maxima and minima.



This can only be due to two coherent waves, moving in and out of phase \rightarrow particles would produce a 'splurge'.

c). Photoelectric Effect - light knocking electrons from a metal.

Wave model cannot explain why electron energy is independent of wave intensity but depends on frequency, and also why no time delay for emission.

Black body Radiation - Thermal radiation emitted due to an object's temperature. Planck explained observed spectrum by assuming light is emitted in packets with energy $E = hf$.

d). No interference



e). Quantum Mechanics.

→ prior to detectors → wave function at each slit, $|\psi_{\text{slit 1}}|^2 = |\psi_{\text{slit 2}}|^2 = 0.5$.

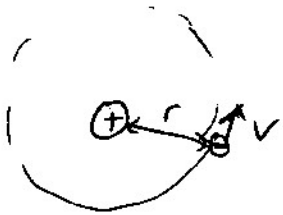
When detect it, then wave function becomes $|\psi_{\text{slit 1}}|^2 = \begin{cases} 1 \\ 0 \end{cases}$ (1 if detected, 0 if not), and situation becomes a set of particles leaving a single slit → no interference.

f).

$$N = \frac{I}{hf} = \frac{I}{hc/\lambda} = \frac{1.0 \times 10^{-3} \text{ J s}^{-1} \text{ m}^{-2} \times 620 \times 10^{-9}}{6.626 \times 10^{-34} \times 3.0 \times 10^8}$$

$$= 3.1 \times 10^{15} \text{ photons / second / m}^2.$$

Q6) a) Bohr model → planetary model, electron orbits nucleus.



Postulates i) a discrete set of orbits are stable

ii) These are $L = mvr = n\hbar$

iii) Photon emitted if electron changes orbits, $hf = E_{n_1} - E_{n_2}$.

b). Centripetal force is provided by electrostatic force.

$$F_e = F_c$$

$$\frac{e^2}{4\pi\epsilon_0 r^2} = \frac{mv^2}{r} \Rightarrow \frac{1}{2}mv^2 = \frac{e^2}{8\pi\epsilon_0 r}$$

Total energy of orbit (Kinetic + Potential), $E = -\frac{e^2}{4\pi\epsilon_0 r} + \frac{1}{2}mv^2 = -\frac{e^2}{8\pi\epsilon_0 r}$

Quantisation condition → $mvr = n\hbar$
 $\therefore v = \frac{n\hbar}{mr}$

∴ From centripetal force → $\frac{e^2}{4\pi\epsilon_0 r} = mv^2$

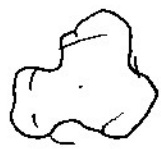
so that,
$$\frac{e^2}{4\pi\epsilon_0 r} = \frac{m \cdot n^2 h^2}{4\pi^2 m^2 r^2}$$

$$\therefore r = \frac{n^2 h^2 \epsilon_0}{\pi m e^2}$$

Energy,
$$E_n = -\frac{e^2}{8\pi\epsilon_0 r} = -\frac{e^2}{8\pi\epsilon_0} \cdot \frac{\pi m e^2}{n^2 h^2 \epsilon_0}$$

$$\therefore E_n = \frac{-m e^4}{8 \epsilon_0^2 h^2} \cdot \frac{1}{n^2}$$

c). de Broglie \rightarrow stable orbits are those for electron wave is a standing wave \rightarrow integer number of electron wavelengths fit around orbits



$$\therefore n\lambda = 2\pi r \quad (n=1, 2, 3, \dots)$$

$$\text{or } n \frac{h}{p} = 2\pi r$$

$$\Rightarrow mvr = n \frac{h}{2\pi}$$

d).
$$hf = \frac{-m e^4}{8\pi\epsilon_0^2 h^2} \cdot \frac{1}{5^2} - \left(-\frac{m e^4}{8\pi\epsilon_0^2 h^2} \cdot \frac{1}{12^2} \right)$$

$$\frac{hc}{\lambda} = \frac{m e^4}{8\pi\epsilon_0^2 h^2} \left(\frac{24}{25} \right) \Rightarrow \lambda = \frac{8\pi\epsilon_0^2 h^3 c}{m e^4} \left(\frac{25}{24} \right)$$

$$= 9.50 \times 10^{-8} \text{ m.}$$

$$\Rightarrow \lambda \approx 95 \text{ nm.}$$

e). Many answers here. For example:

- why a stable orbit was possible with no angular momentum (and so no magnetic moment), s orbitals

- the filling of electron orbitals and the periodic table in general.